



YANMAR

COMPACT WHEEL LOADER

V70S



Operating weight	5 400 kg
Engine power	60 CV
Bucket capacity	0,7 - 1,0 m ³
Lifting force	45,1 kN
Breakout force at bucket edge	45,1 kN

A RANGE OF 260 ° FOR MAXIMUM EFFICIENCY



180 ° ROTATION OF EQUIPMENT

The wheel loader can be swiveled 90 ° on both sides, making it possible to work at right angles in the direction of travel, an advantage especially in narrow yards.



PARALLEL KINEMATICS

Thanks to its parallel kinematic system, the V70S takes loads quickly and precisely without having to constantly adapt the load angle.



HYDRAULIC QUICK-HITCH SYSTEM

The quick-hitch system allows the accessories to be easily changed from the cabin with two controls



MOTOR

Complies with EU Phase III B / EPA Tier 4 final standards, guaranteeing reduced fuel consumption and emissions. The cross-mounted motor allows easy access for maintenance and counterweight.





STRAIGHT AND RIGID ARTICULATION

For better reliability, for better stability. The wheels forward and backward follow the same way. No damage to the lawns, or pavements. Short turning radius and optimal positioning of pallet forks. Less wear on tires.



EASY TO USE

The front axle is pivoted in an electrically proportional manner. Various additional functions are integrated directly to movements with exceptional precision.



CAB

Designed to ensure maximum comfort and productivity for the operator, the booths are equipped with a damping system for noise and vibration. They are ROPS / FOPS certified.



REAR AXLE OSCILLATING

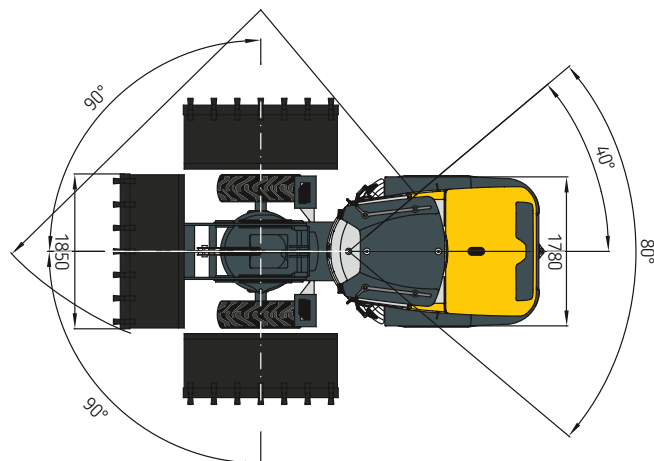
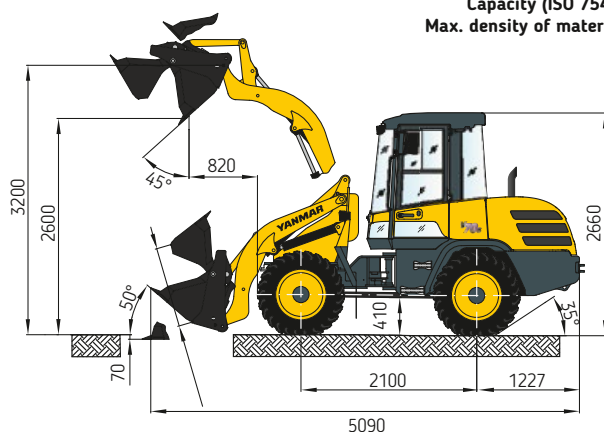
Improved operator comfort, increased machine stability, longer life. The stability of the machine is optimized when using the bucket and forks.

DIMENSIONS



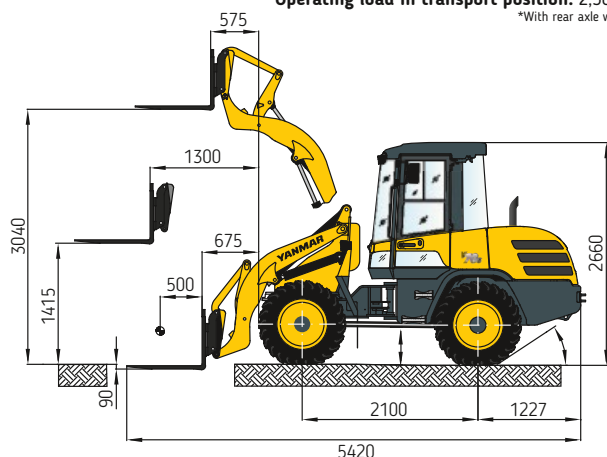
GENERAL-PURPOSE BUCKET

Capacity (ISO 7546): 0.70 m³
Max. density of material: 1.8 t/m³



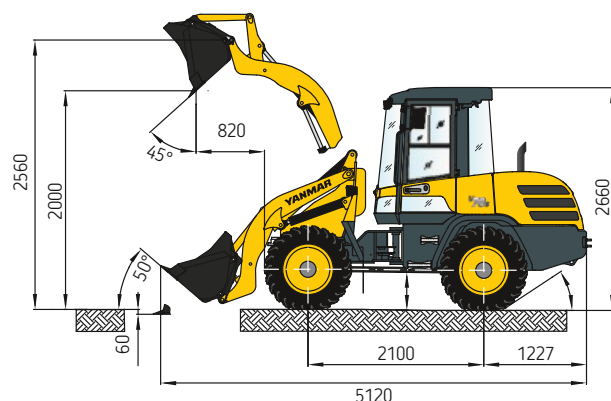
FORK LIFT ATTACHMENT

Operating load over total lift range: 2,000 (2,200*) kg
Operating load in transport position: 2,500 kg
*With rear axle weights



MULTI-PURPOSE BUCKET

Capacity (ISO 7546): 0.65 m³
Max. density of material: 1.6 t/m³



BUCKET TYPE

	Contents	Density	Width	Dump height
General-purpose bucket, quick-hitch system (QAS), teeth	0,65 m ³	1,8 t/m ³	1850 mm	2600 mm
General-purpose bucket, QAS, bolt-on cutting edge	0,65 m ³	1,8 t/m ³	1850 mm	2565 mm
Earth bucket, QAS, teeth	0,72 m ³	1,6 t/m ³	1850 mm	2540 mm
Earth bucket, QAS, bolt-on cutting edge	0,72 m ³	1,6 t/m ³	1850 mm	2500 mm
Light-material bucket, QAS, bolt-on cutting edge	0,80 m ³	1,2 t/m ³	1850 mm	2450 mm
Multi-purpose bucket, QAS, teeth	1,00 m ³	0,8 t/m ³	1850 mm	2540 mm
Multi-purpose bucket, QAS, bolt-on cutting edge	0,60 m ³	1,6 t/m ³	1850 mm	2485 mm
High-tip bucket, QAS, without teeth	0,50 m ³	1,8 t/m ³	1850 mm	3470 mm
Quarry bucket, QAS	0,65 m ³	1,2 t/m ³	1850 mm	2530 mm

EXAMPLES OF MATERIAL DENSITIES

Granite, basalt, sand (damp), gravel (damp), slate: 1.8 – 2.2 t/m³ Topsoil, clay, mineral coal: 1.1 – 1.6 t/m³ Sandstone, gypsum, limestone, soil (damp), sand (dry), gravel (dry): 1.5 – 1.8 t/m³ Wood chips (dry), compost, coke: 0.2 – 1.0 t/m³

PROVISIONAL

SPECIFICATIONS

[OPERATING DATA, STANDARD EQUIPMENT]

Operating weight (ISO 6016)	5 400 kg
Tipping load, straight (ISO 14397-1)	3 950 kg
Tipping load, articulated (ISO 14397-1)	3 940 kg
Total length, bucket on ground	4 780 mm
Total width	1 700 mm
Turning radius at outside bucket edge	3 870 mm
Wheelbase	1 950 mm
Total height (top of cab)	2 610 mm

[ENGINE]

Manufacturer, model	Deutz, TCD 2.9 L4
Type	Turbo diesel engine with intercooler, exhaust-gas optimised EU Stage III B, EPA TIER IV final
Combustion	4-stroke cycle, Common Rail injection
Number of cylinders	4 in line
Displacement	2 900 cm ³
Net power rating at 2,200 rpm (ISO 14396)	45 kW (61 HP)
Max. torque	240 Nm at 1 600 rpm
Cooling system	Water

[ELECTRICAL SYSTEM]

Nominal voltage	12 V
Battery	12 V / 77 Ah / 760 A (DIN-EN50342)
Generator	14 V / 95 A
Starter	12 V / 2,6 kW (3,5 CV)
Cold-starting aid	Glow plugs 12 V
Lighting system in compliance with StVZO and European standards, halogen H7 headlamps, 2 working floodlights front	

[POWER TRANSMISSION]

Hydrostatic drive, closed circuit, independent from loader hydraulics. Perfected driving automatics, automatic optimisation and adjustment of drawbar pull and speed. Hydraulic motor power shift providing two speed ranges. Infinitely variable speed control forward and reverse. 4-wheel drive from reduction gear on rear axle via cardan shaft to front axle.

Inch-brake-drive pedal for sensitive driving and stopping at high rpm.

2 speed ranges:	"Low"	0-4 km/h
	"High"	0-20 km/h
4 speed ranges (high-speed version optional):	"Low"	0-5 / 0-10 km/h
	"High"	0-16 / 0-36 km/h

[AXLES]

Front: Rigid planetary final drive axle, centre-mounted disc brake. Limited slip-type differential 35%.

Rear: Oscillating planetary final drive axle, with integrated reduction gear, oscillation locking with slewed uppercarriage. Limited slip-type differential 35%.

Angle of oscillation $\pm 10^\circ$

[BRAKES]

Service brake:	Hydraulically actuated centre-mounted disc brake, acting on all 4 wheels via 4-wheel drive
Auxiliary brake:	Hydrostatic through closed-circuit travel drive
Parking brake	Mechanically actuated centre-mounted disc brake on front axle

[TIRES]

Standard	405/70 R 18 SPT9 Dunlop
----------	-------------------------

PROVISIONAL

SPECIFICATIONS



[STEERING]

Articulated steering, fully hydraulic, 1 steering cylinder with final positioning damping on both sides, oil supply via Load-Sensing priority valve, quick and easy steering even at engine idle-running speed.

Total steering angle	80°
----------------------	-----

[FLUID CAPACITIES]

Fuel tank	75 l
Hydraulic system (incl. tank)	55 l

[NOISE LEVEL]

Sound pressure level (LpA) in cab	76 dB(A)
Sound power level (LWA) around the machine according to 2000/14/EC	101 dB(A)

[HYDRAULIC SYSTEM]

Pump capacity	64 l/min
Working pressure	250 bar

Control unit: Proportional hydraulic valve with 3 control circuits, supplying work functions "Lift / Lower", "Dump / Tilt-back with high-speed control" and "3rd control circuit (1st additional control circuit)". Simultaneous, independent control of all movements.

Hydraulic cylinders: 2 lifting cylinders, 1 tilt cylinder, 2 swing cylinders, all dual-action

The thermostatically controlled oil circuit ensures that the oil temperature is promptly reached and avoids overheating. Return filter installed in hydraulic tank allows for eco-friendly replacement of filter elements.

Hydraulically switchable float position by overdriving the pressure point "Lower" on the joystick, electrically switchable continuous operation function.

Hydraulically switchable float position by overdriving the pressure point "Lower" on the joystick, electrically switchable continuous operation function.

Single, four-way control lever (joystick) with integrated swing controller, direction-of-travel switch and switch for additional control circuit.

[LOADER FRAME]

Loader installation featuring true parallel linkage and integrated mechanical (optionally hydraulic) quick-attach system.

General-purpose bucket (ISO 7546)	0,80 m³
Lifting force (ISO 14397-2)	48 kN
Breakout force at bucket edge (ISO 14397-2)	45,9 kN

[FORK LIFT ATTACHMENT]

Operating load over the total lift and steering range	2 050 (2 250*) kg
Operating load in transport position,	approx. 300 mm above ground level, total steering range 2 500* kg
Width of fork carrier	1 240 mm
Length pallet forks (100 x 45 mm)	1 100 mm
Stability factor	1,25
Operating load determined acc. to ISO 14397-2 and EN ISO 474-3 on level ground = 80 % of tipping load.	

[CAB]

Rubber-mounted full-vision steel cab, ROPS* (EN ISO 3471) and FOPS** (EN ISO 3449) certified.

Cab featuring two doors, electric windscreen intermittent wipers and washer (front and rear), tinted panoramic safety glass, sliding window on left-hand side.

Driver's seat MSG85 (standard version) with hydraulic cushioning, weight-adjustable, longitudinal and height adjustment and lap belt in compliance with ISO 7096 and ISO 6683.

Cab heating by engine coolant heat exchanger with 3-speed heater fan (choice fresh air/recirculating air) and windscreen defroster, front and rear.

Steering wheel with height and tilt adjustment

Air conditioning and radio pre-installation

*With rear axle weights **FOPS-approved only with skylight guard (optional)

PROVISIONAL



OPTIONAL EQUIPMENT

[OPTIONS]

TIRES

405/70 R 18 EM 01 Mitas | 340/80 R 18 TRI2 Nokian | 340/80 R 20 XMCL Michelin | 335/80 R 20 MPT E-70 Conti | 400/70 R 20 IT520 Goodyear |
405/70 R 20 SPT9 Dunlop | 405/70 R 20 EM01 Mitas | 500/45-20 J331 Alliance | Non-standard tires available on request

FRONT ATTACHMENTS

General-purpose bucket* : 0,80 m³ | Earth bucket* : 0,90 m³ | Light-material bucket* : 1,00 m³ | Light-material bucket* : 1,20 m³ | Side-dump bucket* : 0,70 m³ | High-tip bucket, without teeth : 0,70 m³ | Multi-purpose bucket* : 0,75 m³ | Quarry bucket : 0,75 m³ | Compost bucket : 0,95 m³ | Front ripper with 4 prongs | Fork lift attachment: Fork carrier, 1,240 mm wide | Forks, 1 100 mm, 100 x 45 mm | Forks, 1 200 mm, 100 x 45 mm | Forks, 1 500 mm, 100 x 45 mm | Forks 1 120 mm, 120 x 50 mm, foldable (StVZO approval possible) | Forks 1 200 mm, 120 x 50 mm, foldable (StVZO approval possible) | Load hook, attachable on fork arms | Load hook, integrated in quick-attach system | Broom bucket | Snow blade

DRIVER'S STAND

Operator's seat MSG 85 (comfort version), hydraulic damping, extra-high backrest, weight-adjustable, lap belt | Air-cushioned operator's seat MSG 95 (premium version) with orthopedic lumbar support, extra-high backrest, adjustable armrests, headrest, seat and backrest heating | Engine-independent diesel heater with timer | Fire extinguisher

DIESEL ENGINE

Diesel engine with diesel particulate filter (DPF) | Guard for fan wheel

HYDRAULIC SYSTEM

4th control circuit, (electrical operation with flow control) and installation on lift frame, incl. couplings and continuous operation e.g. for attachments with 2 hydr. functions | Hydraulic outlet for front hand-held hammer, with flow divider | Open return, on lift frame Bypass filter Kleenoil

QUICK-HITCH SYSTEMS

Quick-hitch system, hydraulic | Hydraulic installation for hydraulic quick-hitch system

CAB

FOPS-skylight guard Yellow beacon | Right-hand door with sliding window | Radio installation kit | Working floodlight, rear Air-conditioning

OTHER OPTIONAL EQUIPMENT

High-speed version 36 kph | Anti-theft device (immobiliser) | Filling with biodegradable hydraulic oil, esterbased, BIO-E-HYD-HEES | Special slow motion versions available on request | Electrical tank refilling pump Rear axle weights, approx. 260 kg | Pilot-controlled hose-rupture valves for lift and tilt cylinders | Quick couplers (flat face) for 3rd control circuit on lift frame | Back-up alarm for reverse travel Ride control system | Central lubrication system Battery disconnecter | Trailer coupling (Rockinger) Acceptance as agricultural or forestry tractor | Manual throttle, transmission deactivated Further optional equipment available on request

*Optionally with bolt-on cutting edge

PROVISIONAL



YANMAR



Yanmar Construction Equipment Europe
25, rue de la Tambourine, 52100 SAINT-DIZIER
France

ycee-contact@yanmar.com

www.yanmarconstruction.eu

Printed in France - Materials and specifications are subject to change from the manufacturer without notice - Please contact your local Yanmar Construction Equipment Europe dealer for further information.

GB_V70S_0317